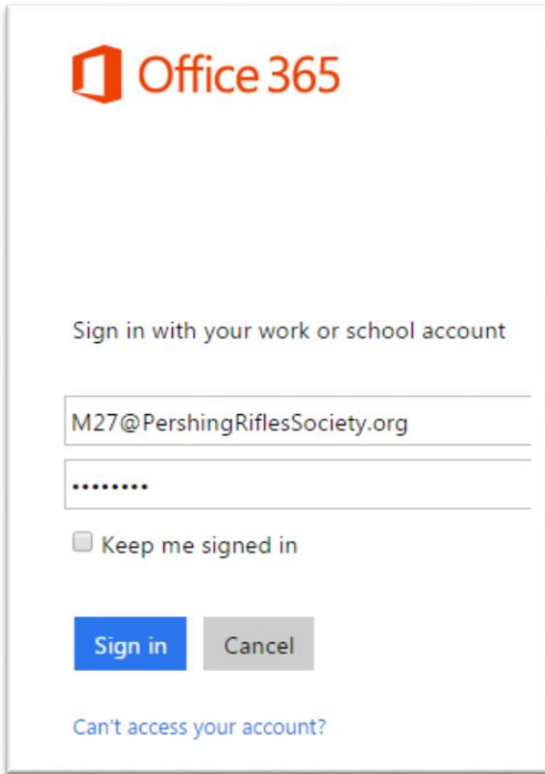


Access @PershingRiflesSociety.org Email



Office 365

Sign in with your work or school account

M27@PershingRiflesSociety.org

.....

Keep me signed in

Sign in Cancel

[Can't access your account?](#)

Figure 1

- 1) Go to <http://portal.office.com>
- 2) Type in your email and password that was given to you as in Figure 1.
 - a. If you do not know your password, or have forgotten it, contact the J6 at J6@PershingRiflesSociety.org to have your password reset
- 3) You will then be prompted to reset your password as in Figure 2.
- 4) After choosing your password select the Mail icon that is identical to Figure 3.

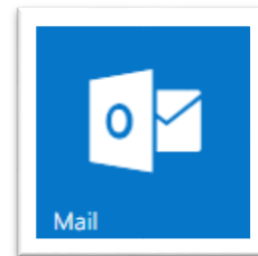
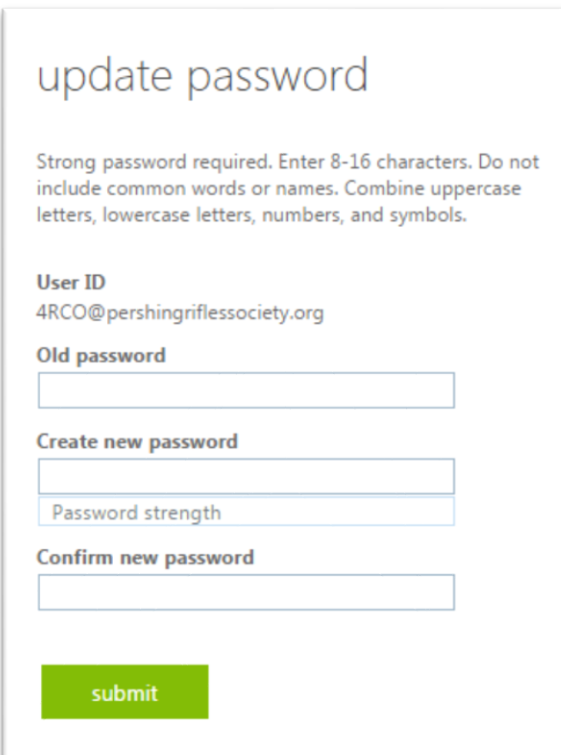


Figure 3



update password

Strong password required. Enter 8-16 characters. Do not include common words or names. Combine uppercase letters, lowercase letters, numbers, and symbols.

User ID
4RCO@pershingriflessociety.org

Old password

Create new password

Password strength

Confirm new password

submit

Figure 2